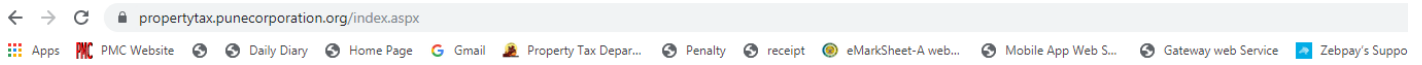








NEFT-RTGS PAYMENT









1) Log In to <https://propertytax.punecorporation.org> Select NEFT/RTGS Payment



HDFC BANK  Download	COSMOS BANK  Download	BANK OF MAHARASHTRA  Download	INDUSIND BANK  Download	ICICI BANK  Download
---	---	---	---	--

"YOUR TIME IS PRECIOUS, DIGITAL IS DELICIOUS"



 NEFT / RTGS PAYMENT Now you can make NEFT/RTGS Payment for Property Tax	 PAY ONLINE Now, Pay without any "Extra Transaction Charges".	 CASHLESS PAYMENT Many other Options to make digital Payment for Property Tax	 PAY TAX BY MOBILE NUMBER Forgot Property ID? Search and Pay Property Tax by Mobile Number
 GET NOC Now, get NOC on your email just by few clicks	 TITLE TRANSFER Property Owner Name updation	 TAX RECEIPT Take Property tax paid receipt print out online	 TAX BILL Take Online Property Tax bill Print Here.

NEFT-RTGS PAYMENT

2) Insert Property ID

Property Tax Dues Details

Property Type*	Section ID*	Peth ID*	Account No*
<input type="text" value="P"/>	<input type="text" value="1"/>	<input type="text" value=""/>	<input type="text" value=""/>

[See Demo for Help](#)

Ex: P/2/09/00662007

Property Owner Details

Name	
Ward	Kondhwa
Address	
Previous Owner	
Current Owner	
Property Description	WING NEFT-RTGS PAYMENT KONDHWA, PUNE-411018

Property Dues Details

	Year	Demand Amount	Arrears	Total
<input checked="" type="checkbox"/>	2017_1	2701	0	2701
<input checked="" type="checkbox"/>	2017_2	2391	0	2391
<input checked="" type="checkbox"/>	2018_1	4096	0	4096
<input checked="" type="checkbox"/>	2018_2	2472	0	2472
<input checked="" type="checkbox"/>	2019_1	3688	0	3688
<input checked="" type="checkbox"/>	2019_2	2292	0	2292

Your Payable Amount is : 17640.00

I want to Pay :

Applicant Mobile No :

Applicant Email Id :

NEFT-RTGS PAYMENT

3) Get details on Clicking Get NEFT/RTGS Details

NEFT/RTGS >

Pay using Online EFT

Please select your payment option from the list below.

Online EFT

Make Payment

Merchant Name
PUNE MUNICIPAL CORPORATION - Property Tax

Payment Amount: ₹ 17640.00

BillDesk
All your payments. Single location.

NEFT-RTGS PAYMENT

4. You Will Get Chalan Containing unique Beneficiary Account number every time, which will be temporary valid for 2 days of generating below chalan

PMC PTAX PMC Main Building, Near Mangla Theatre, Shivajinagar, Pune 411 005.		
<small>(Scan QR Code with QR Reader to know the transaction status)</small>		
NEFT/RTGS Details		
Beneficiary Name:	PMC PTAX Online EFT	
NEFT/RTGS Amount:	17640.00 (Do not round off amount)	
Beneficiary A/C No:	[REDACTED] (Applicable only for this transaction. First three characters are alphabets, rest are numbers)	
Beneficiary IFSC:	BKID0BILDSK (5th character is zero)	
Beneficiary Bank:	Bank of India BILLDESK BKC Branch, Star House, C-5, G Block, Ground Floor, Bandra Kurla Complex, Bandra East, Maharashtra, Mumbai 400 051.	
Challan Details		
Challan Creation Date: 08/11/2019	Recommended transfer within: 2 days of challan creation	
<input type="checkbox"/> I/We (sender) have read, understood and accepted the following terms & conditions:		
<ol style="list-style-type: none">1. I/We will execute NEFT/RTGS from my/our bank within 2 days of creating this slip, post which funds may be refunded and required service may not be rendered.2. Beneficiary Account Number mentioned in this Challan slip is applicable for current transaction only. For any other or new transaction, kindly initiate a new transaction workflow from merchant's website only.3. NEFT/RTGS should be initiated by using sender's own bank account transfer only. (RTGS made only to same bank)		

- 5) Make a Payment using above details at your bank by filling NEFT/RTGS Slip or by Using Net Banking Option for NEFT/RTGS Payment.